

产品信息 (Product Details)

产品概述 (Summary)

产品名称 (Product name)	Anti CD147 polyclonal antibody
描述 (description)	Produced in rabbits immunized with purified, Recombinant Human CD147 protein
Accession #	P35613-2
别名 (Alternative names)	Collagenase stimulatory factor, OK blood group antigen, Leukocyte activation antigen M6, Tumor cell-derived collagenase stimulatory factor, Basigin, Extracellular matrix metalloproteinase inducer, CD147, TCSF, EMMPRIN, 5F7, BSG
稳定性&储存 (Stability & Storage)	Use a manual defrost freezer and avoid repeated freeze thaw cycles. Store at 2 to 8 °C for one week . Store at -20 to -80 °C for twelve months from the date of receipt.
特异性 (Spcificity)	Recognizes Human CD147 protein
亚型 (Isotype)	IgG
宿主 (Host)	Rabbit
克隆性 (Clonality)	Polyclonal
偶连物 (Conjugation)	Unconjugated
种属反应性 (Species reactivity)	Human
应用实验 (Tested applications)	WB, ICC, IHC
免疫原 (Immunogen)	Recombinant protein of human CD147(Ala22-Ala207).


产品性能 (Product performance)

状态 (Form)	Liquid
储存溶液 (Buffer)	PBS, pH7.4, containing 0.05% proclin300, 50% glycerol.
浓度 (Concentration)	0.48mg/ml
分子量 (MW)	42kDa

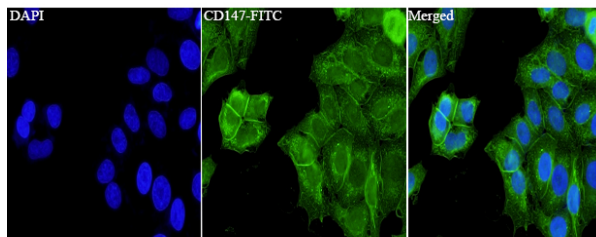
应用(Application)

应用实验及稀释比例 (Dilution Range)	WB: 1:2000~1:8000, ICC: 1:50~200, IHC: 1:50~100
------------------------------	---

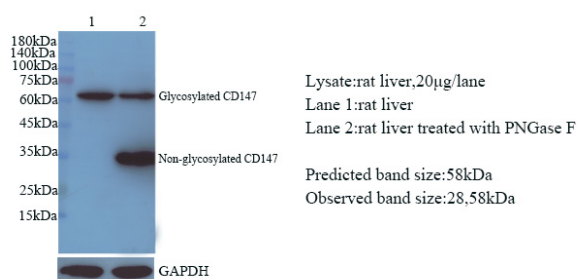
产品实验图片 (Tested Picture)



Various lysates were subjected to SDS PAGE followed by western blot with CD147 antibody at dilution of 1:1000.



Immunofluorescent analysis of HepG2 cells using CD147 antibody at dilution of 1:50 and Alexa Fluor-488 conjugated Affinipure Goat anti rabbit IgG(H+L).



Various lysates were subjected to SDS PAGE followed by western blot with CD147 antibody at dilution of 1:1000.

Note

For research use only .